

Number Plates ENDURO 1

N° 2 to 199



FIM:
ALWAYS ON TOP LEFT OF THE FRONT PLATE
1x on the Front Plate
1x on each Side Plate
57x40mm min.
Respect the clearance around the logo

Paulo Duarte
GROUP

Paulo Duarte Group:
FRONT PLATE: 2x WITH FREE POSITIONING
BUT TO BE PLACED AT THE BOTTOM
WHEN POSSIBLE (DEPENDING ON THE AVAILABLE SPACE)
SIDE PLATES: 1x WITH FREE POSITIONING
90x30mm min.
Respect the white background and its clearance.



Enduro-Class:
ALWAYS ON TOP RIGHT OF THE FRONT PLATE
Choose the logo depending on your class
1x on the Front Plate
1x on each Side Plate
HHeight 36mm



Numbers:
No restrictions as long as you follow
the new number system
Font family is free

↓ [DOWNLOAD LOGOS](#)



Number Plates ENDURO 2

N° 2 to 199



FIM:
ALWAYS ON TOP LEFT OF THE FRONT PLATE
1x on the Front Plate
1x on each Side Plate
57x40mm min.
Respect the clearance around the logo

Paulo Duarte
GROUP

Paulo Duarte Group:
FRONT PLATE: 2x WITH FREE POSITIONING
BUT TO BE PLACED AT THE BOTTOM
WHEN POSSIBLE (DEPENDING ON THE AVAILABLE SPACE)
SIDE PLATES: 1x WITH FREE POSITIONING
90x30mm min.
Respect the white background and its clearance.




Enduro-Class:
ALWAYS ON TOP RIGHT OF THE FRONT PLATE
Choose the logo depending on your class
1x on the Front Plate
1x on each Side Plate
HHeight 36mm



Numbers:
No restrictions as long as you follow
the new number system
Font family is free

↓ [DOWNLOAD LOGOS](#)



Number Plates ENDURO 3

N° 2 to 199



FIM:
ALWAYS ON TOP LEFT OF THE FRONT PLATE
1x on the Front Plate
1x on each Side Plate
57x40mm min.
Respect the clearance around the logo

Paulo Duarte
GROUP

Paulo Duarte Group:
FRONT PLATE: 2x WITH FREE POSITIONING
BUT TO BE PLACED AT THE BOTTOM
WHEN POSSIBLE (DEPENDING ON THE AVAILABLE SPACE)
SIDE PLATES: 1x WITH FREE POSITIONING
90x30mm min.
Respect the white background and its clearance.



Enduro-Class:
ALWAYS ON TOP RIGHT OF THE FRONT PLATE
Choose the logo depending on your class
1x on the Front Plate
1x on each Side Plate
HHeight 36mm



Numbers:
No restrictions as long as you follow
the new number system
Font family is free

↓ [DOWNLOAD LOGOS](#)



Number Plates ENDURO Junior 1

N° 2 to 199



FIM:
ALWAYS ON TOP LEFT OF THE FRONT PLATE
1x on the Front Plate
1x on each Side Plate
57x40mm min.
Respect the clearance around the logo

Paulo Duarte
GROUP

Paulo Duarte Group:
FRONT PLATE: 2x WITH FREE POSITIONING
BUT TO BE PLACED AT THE BOTTOM
WHEN POSSIBLE (DEPENDING ON THE AVAILABLE SPACE)
SIDE PLATES: 1x WITH FREE POSITIONING
90x30mm min.
Respect the white background and its clearance.



Enduro-Class:
ALWAYS ON TOP RIGHT OF THE FRONT PLATE
Choose the logo depending on your class
1x on the Front Plate
1x on each Side Plate
HHeight 36mm

88

Numbers:
No restrictions as long as you follow
the new number system
Font family is free

↓ [DOWNLOAD LOGOS](#)



Number Plates ENDURO Junior 2

N° 2 to 199



FIM:
ALWAYS ON TOP LEFT OF THE FRONT PLATE
1x on the Front Plate
1x on each Side Plate
57x40mm min.
Respect the clearance around the logo

Paulo Duarte
GROUP

Paulo Duarte Group:
FRONT PLATE: 2x WITH FREE POSITIONING
BUT TO BE PLACED AT THE BOTTOM
WHEN POSSIBLE (DEPENDING ON THE AVAILABLE SPACE)
SIDE PLATES: 1x WITH FREE POSITIONING
90x30mm min.
Respect the white background and its clearance.




Enduro-Class:
ALWAYS ON TOP RIGHT OF THE FRONT PLATE
Choose the logo depending on your class
1x on the Front Plate
1x on each Side Plate
HHeight 36mm



Numbers:
No restrictions as long as you follow
the new number system
Font family is free

↓ [DOWNLOAD LOGOS](#)



Number Plates ENDURO Youth

N° 2 to 199



FIM:
ALWAYS ON TOP LEFT OF THE FRONT PLATE
1x on the Front Plate
1x on each Side Plate
57x40mm min.
Respect the clearance around the logo

Paulo Duarte
GROUP

Paulo Duarte Group:
FRONT PLATE: 2x WITH FREE POSITIONING
BUT TO BE PLACED AT THE BOTTOM
WHEN POSSIBLE (DEPENDING ON THE AVAILABLE SPACE)
SIDE PLATES: 1x WITH FREE POSITIONING
90x30mm min.
Respect the white background and its clearance.




Enduro-Class:
ALWAYS ON TOP RIGHT OF THE FRONT PLATE
Choose the logo depending on your class
1x on the Front Plate
1x on each Side Plate
HHeight 36mm



Numbers:
No restrictions as long as you follow
the new number system
Font family is free

↓ [DOWNLOAD LOGOS](#)



Number Plates ENDURO Women



2024
season

Nº 401 to 499



FIM:
ALWAYS ON TOP LEFT OF THE FRONT PLATE
1x on the Front Plate
1x on each Side Plate
57x40mm min.
Respect the clearance around the logo

Paulo Duarte
GROUP

Paulo Duarte Group:
FRONT PLATE: 2x WITH FREE POSITIONING
BUT TO BE PLACED AT THE BOTTOM
WHEN POSSIBLE (DEPENDING ON THE AVAILABLE SPACE)
SIDE PLATES: 1x WITH FREE POSITIONING
90x30mm min.
Respect the white background and its clearance.




Enduro-Class:
ALWAYS ON TOP RIGHT OF THE FRONT PLATE
Choose the logo depending on your class
1x on the Front Plate
1x on each Side Plate
HHeight 36mm

422

Numbers:
No restrictions as long as you follow
the new number system
Font family is free

↓ DOWNLOAD LOGOS



Number Plates ENDURO Open 2

Nº 501 to 599



FIM:
ALWAYS ON TOP LEFT OF THE FRONT PLATE
1x on the Front Plate
1x on each Side Plate
57x40mm min.
Respect the clearance around the logo

Paulo Duarte
GROUP

Paulo Duarte Group:
FRONT PLATE: 2x WITH FREE POSITIONING
BUT TO BE PLACED AT THE BOTTOM
WHEN POSSIBLE (DEPENDS ON THE AVAILABLE SPACE)
SIDE PLATES: 1x WITH FREE POSITIONING
90x30mm min.
Respect the white background and its clearance.



Enduro-Class:
ALWAYS ON TOP RIGHT OF THE FRONT PLATE
Choose the logo depending on your class
1x on the Front Plate
1x on each Side Plate
HHeight 36mm

533

Numbers:
No restrictions as long as you follow
the new number system
Font family is free

↓ [DOWNLOAD LOGOS](#)



Number Plates ENDURO Open 4

Nº 601 to 699



FIM:
ALWAYS ON TOP LEFT OF THE FRONT PLATE
1x on the Front Plate
1x on each Side Plate
57x40mm min.
Respect the clearance around the logo

Paulo Duarte
GROUP

Paulo Duarte Group:
FRONT PLATE: 2x WITH FREE POSITIONING
BUT TO BE PLACED AT THE BOTTOM
WHEN POSSIBLE (DEPENDING ON THE AVAILABLE SPACE)
SIDE PLATES: 1x WITH FREE POSITIONING
90x30mm min.
Respect the white background and its clearance.



Enduro-Class:
ALWAYS ON TOP RIGHT OF THE FRONT PLATE
Choose the logo depending on your class
1x on the Front Plate
1x on each Side Plate
HHeight 36mm

644

Numbers:
No restrictions as long as you follow
the new number system
Font family is free

↓ DOWNLOAD LOGOS



Number Plates ENDURO Open S



2024
season

Nº 701 to 799



FIM:
ALWAYS ON TOP LEFT OF THE FRONT PLATE
1x on the Front Plate
1x on each Side Plate
57x40mm min.
Respect the clearance
around the logo

Paulo Duarte
GROUP

Paulo Duarte Group:
FRONT PLATE: 2x WITH FREE POSITIONING
BUT TO BE PLACED AT THE BOTTOM
WHEN POSSIBLE (DEPENDING ON THE AVAILABLE SPACE)
SIDE PLATES: 1x WITH FREE POSITIONING
90x30mm min.
Respect the white background and its clearance.



Enduro-Class:
ALWAYS ON TOP RIGHT OF THE FRONT PLATE
Choose the logo depending on your class
1x on the Front Plate
1x on each Side Plate
HHeight 36mm

755

Numbers:
No restrictions as long as you follow
the new number system
Font family is free

↓ DOWNLOAD LOGOS

